

SEMICLASSICAL DESCRIPTION OF SHELL EFFECTS IN FINITE FERMION SYSTEMS

M. Brack, University of Regensburg

(“Nilsson model 50 years”, Lund, 14. June 2005)

1. Semiclassics and POT: basics
 - semiclassical quantization (WKB, EBK)
 - Gutzwiller’s trace formula
 - Periodic Orbit Theory (POT) for shell effects

2. Applications to finite fermion systems
 - nuclei (deformations, asymmetry of fission barrier)
 - metal clusters (supershells, deformations)
 - semiconductor nanostructures (conductance fluctuations)
 - trapped dilute fermionic gases (supershells)¹⁾

¹⁾ omitted due to lack of time; see the talk of Magnus Ögren!

For a general introduction to POT, see:

M. Brack and R. K. Bhaduri: *Semiclassical Physics*

(Westview Press, Boulder CO, USA 2003)

Semiclassical quantization

Bohr-Sommerfeld quantization + WKB: (1-dim.)

Quantization of action integral along periodic orbit:

$$S(E) = \oint p(x) \cdot dx = 2\pi \hbar (n + \alpha) \quad n = 0, 1, 2, \dots$$

\Rightarrow **quantized energies** E_n , become exact in limit $n \gg 1$ (Bohr's correspondence principle!), i.e., for

$$S \gg \hbar$$

(but works often well already for $n = 0, 1, 2, \dots$!)

In ($N > 1$) dimensions: **torus (EBK) quantization**,
works only for integrable systems!

Gutzwiller's trace formula:

derived (1971) from the Feynman path-integral formulation of quantum mechanics in the limit $S \gg \hbar$:

works also for non-integrable and chaotic systems!

The Gutzwiller trace formula

The **quantum-mechanical density of states**:

$$g(E) = \sum_n \delta(E - E_n) = \tilde{g}(E) + \delta g(E)$$

Smooth part $\tilde{g}(E)$: from extended Thomas-Fermi (ETF) model (or Weyl expansion)

Oscillating part $\delta g(E)$: semiclassical trace formula (to leading order in \hbar)

$$\delta g(E) \simeq \sum_{po} A_{po}(E) \cos\left[\frac{1}{\hbar} S_{po}(E) - \frac{\pi}{2} \sigma_{po}\right]$$

Sum over periodic orbits (po) of the *classical system*!

$S_{po} = \oint_{po} \mathbf{p} \cdot d\mathbf{q}$ = action integral along po

A_{po} = amplitude (related to stability and degeneracy)

σ_{po} = Maslov index

[M. Gutzwiller, J. Math. Phys. **12**, 343 (1971)]

Trace formulae for finite fermion systems

For N interacting fermions in a (self-consistent) *mean field* approximation (HF or DFT):

$$\left\{ \hat{T} + V[\phi] \right\} \phi_n = E_n \phi_n$$

Total energy (using Strutinsky theorem): $E = \tilde{E} + \delta E$
with $N = \tilde{N} + \delta N$.¹⁾

Trace formulae from classical $H(\mathbf{p}, \mathbf{q}) = T + V$:
[practically: using model potential $V[\phi] \rightarrow V(\mathbf{q})$]

$$\delta g(E) \simeq \sum_{po} A_{po}(E) \cos \left[\frac{1}{\hbar} S_{po}(E) - \frac{\pi}{2} \sigma_{po} \right]$$

$$\delta E \simeq \sum_{po} \left(\frac{\hbar}{T_{po}} \right)^2 A_{po}(E_F) \cos \left[\frac{1}{\hbar} S_{po}(E_F) - \frac{\pi}{2} \sigma_{po} \right]$$

$$\delta N \simeq - \sum_{po} \left(\frac{\hbar}{T_{po}} \right) A_{po}(E_F) \sin \left[\frac{1}{\hbar} S_{po}(E_F) - \frac{\pi}{2} \sigma_{po} \right]$$

$E_F(N)$ = Fermi energy

¹⁾ Average $\tilde{E}(N)$: from selfconsistent ETF (or liquid drop) model

Coarse graining and finite temperatures

For *finite resolution of energy spectrum*:

convolute level density over energy range γ

$$g_\gamma(E) = \frac{1}{\sqrt{\pi\gamma}} \sum_n e^{-\left(\frac{E-E_n}{\gamma}\right)^2}$$

\Rightarrow get **exponential damping factor** in trace formula:

$$\delta g_\gamma(E) \sim \sum_{po} A_{po}(E) e^{-(\gamma T_{po}/2\hbar)^2} \cos \left[\frac{1}{\hbar} S_{po}(E) - \frac{\pi}{2} \sigma_{po} \right]$$

\Rightarrow **Only shortest orbits relevant for gross-shell effects!**

Similarly at **finite temperatures T** (for grand canonical ensemble):

$$\delta g_T(E) \sim \sum_{po} A_{po}(E) \frac{\tau_{po}}{\text{Sinh}(\tau_{po})} \cos \left[\frac{1}{\hbar} S_{po}(E) - \frac{\pi}{2} \sigma_{po} \right]$$

with $\tau_{po} = k_B T \pi T_{po} / \hbar \Rightarrow$ trace formula for free energy:

$$\delta F = \sum_{po} \left(\frac{\hbar}{T_{po}} \right)^2 \frac{A_{po}(E_F) \tau_{po}}{\text{Sinh}(\tau_{po})} \cos \left[\frac{1}{\hbar} S_{po}(E_F) - \frac{\pi}{2} \sigma_{po} \right]$$

Bifurcations

At a **bifurcation** (e.g., $E = E_{bif}$) of a periodic orbit, the amplitude $A_{po}(E_{bif})$ **diverges!**

Remedy: go beyond the second-order stationary phase approximation in the integral(s) used for the derivation of $A_{po}(E)$. This leads to

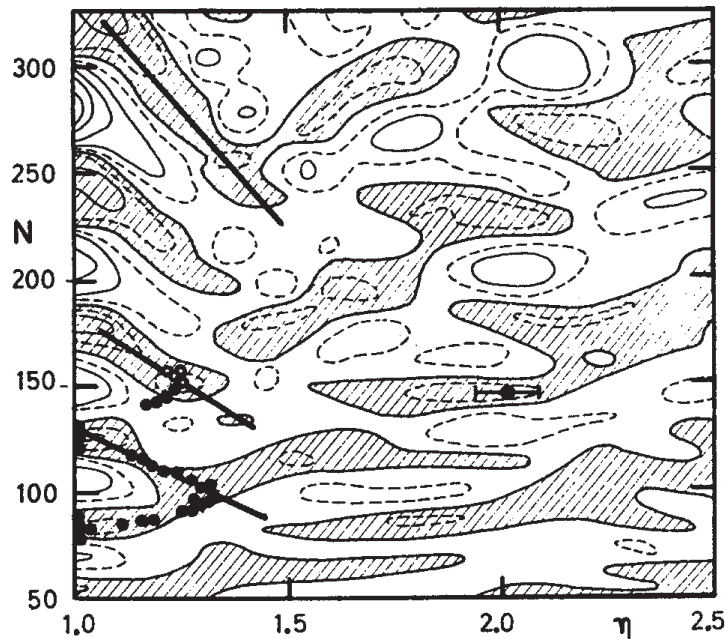
Uniform approximations:

- **local**, near a bifurcation: see Ozorio de Almeida and Hannay, J. Phys. **A 20**, 5873 (1987)
- **global**, to recover also the asymptotic Gutzwiller amplitudes far from the bifurcation: see Sieber and H. Schomerus, J. Phys. **A 31**, 165 (1998) (and earlier work quoted therein)

Attention: No physical meaning should be attached to the diverging amplitudes A_{po} near bifurcations without doing appropriate uniform approximations!

Nuclear deformations

Neutron shell-correction energy $\delta E_n(\eta, N)$ versus deformation (axis ratio) η and neutron number N :



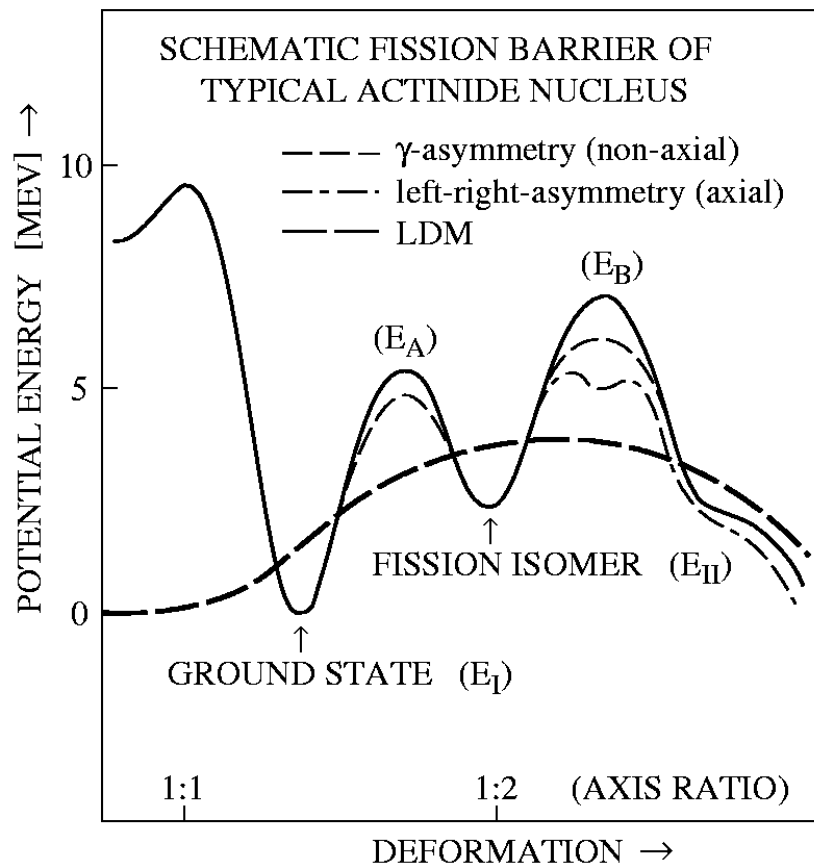
Contours: quantum-mechanics with spheroidal Woods-Saxon potential (including spin-orbit interaction)

Bars: semiclassical valleys of minima: $\delta S_{po} = 0$ for actions of shortest periodic orbits in ellipsoidal cavity (no spin-orbit; Fermi energy adjusted to reproduce correct magic numbers!)

[V. M. Strutinsky, A. G. Magner, S. R. Ofengenden and T. Døssing, Z. Phys. **A 283**, 269 (1977)]

The “double-humped” fission barrier

Deformation energy of a typical actinide nucleus (schematic, projected onto one-dimensional deformation variable):



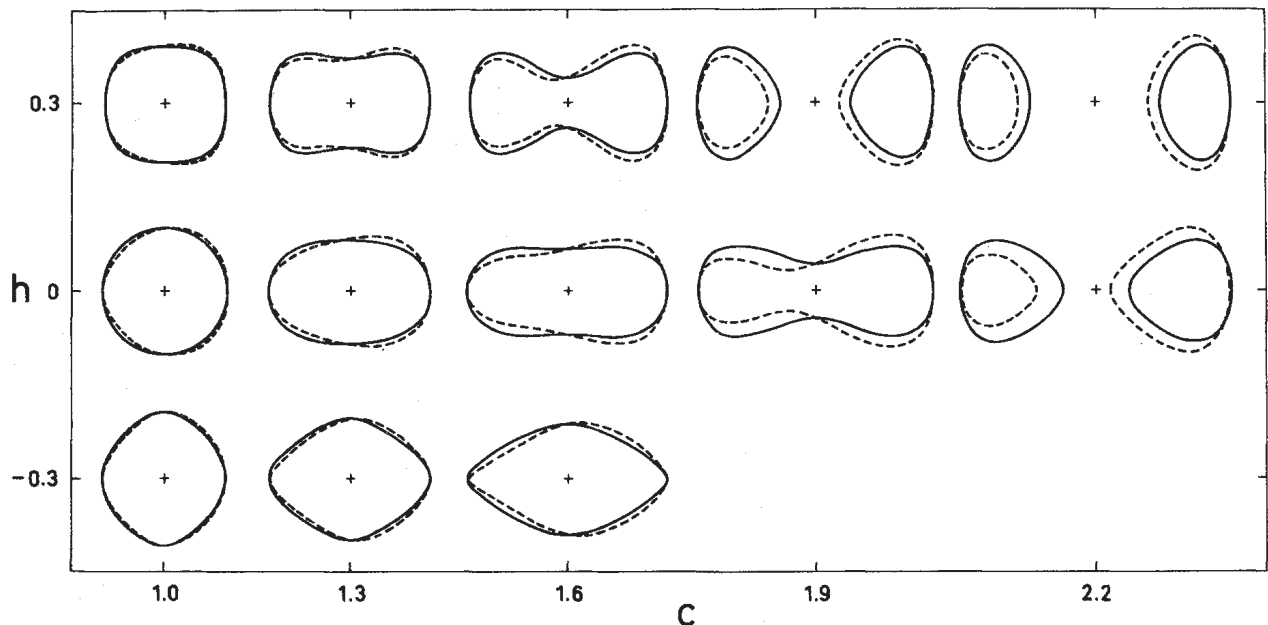
- Difference from smooth (classical) liquid drop model (LDM) behaviour: *quantum shell effects* ('shell-correction' energy)
- **Lowest outer barrier for *left-right asymmetric shapes***
- Leads to ***mass asymmetry of the fragment distribution*** (Classical LDM would give symmetric distribution)

A short 'Lund history' of the fission asymmetry:

- 1962: *S. A. E. Johansson* [Nucl. Phys. **22**, 529 (1962)] studies octopole deformations in the single-particle model, finds instability at LDM fission barrier of heavy nuclei.
- 1970: *P. Möller and S. G. Nilsson* [Phys. Lett. **31 B**, 283 (1970)] obtain instability of outer fission barrier with respect to suitable combinations of ϵ_3 and ϵ_5 deformations in the Nilsson model using Strutinsky's shell-correction method.
- 1971: *C. Gustafsson, P. Möller and S. G. Nilsson* [Phys. Lett. **34 B**, 349 (1971)] explained the **quantum-mechanical** mechanism of this instability by certain pairs of 'diabatic' single-particle states whose energy levels are particularly sensitive to the ϵ_3 - ϵ_5 deformations.
- 2001: *S. M. Reimann* contributes to a **semiclassical** interpretation of this instability as due to periodic orbits, along which the wavefunctions of the same type of single-particle states have their maxima, and whose local EBK quantization gives the correct single-particle energies of the 'diabatic' states. [M. Brack, M. Sieber and S. M. Reimann, Physica Scripta **T90**, 146 (2001)].

A simple semiclassical model for fission:

Axially symmetric shapes from LDM model:



c : elongation parameter

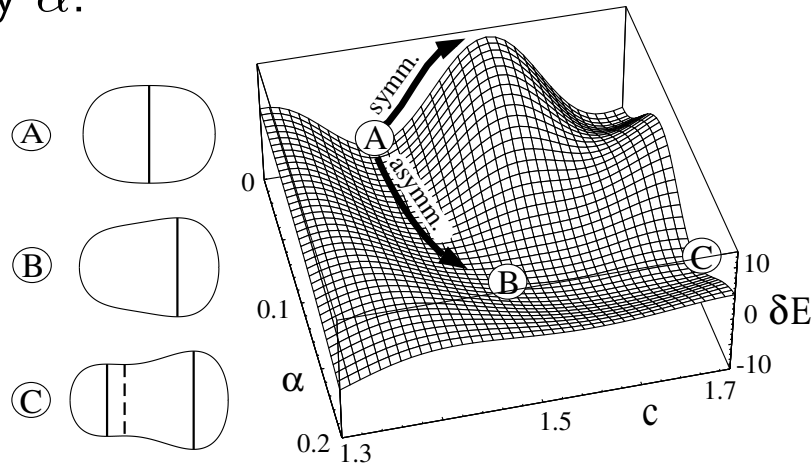
h : neck parameter

$\alpha \neq 0$: left-right asymmetry parameter

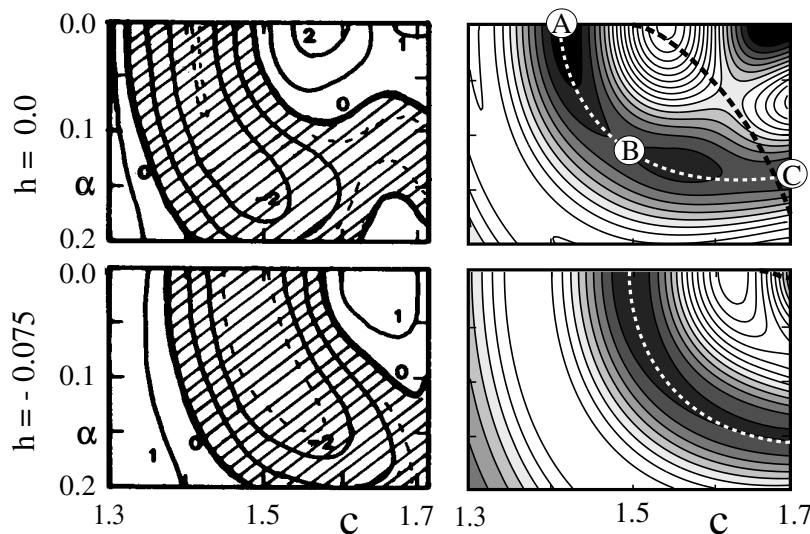
- Replace nuclear mean field by 3d cavity with the same shapes (c, h, α)
- Find the **shortest periodic orbits** and calculate shell-correction energy $\delta E(c, h, \alpha)$ using the **semiclassical trace formula!**

Semiclassical fission barrier

Fission barrier of ^{240}Pu nucleus versus elongation c and asymmetry α :



Comparison with quantum-mechanical results:



Valley of minimal energy (A-B-C):
classical action of dominant orbits
is constant!

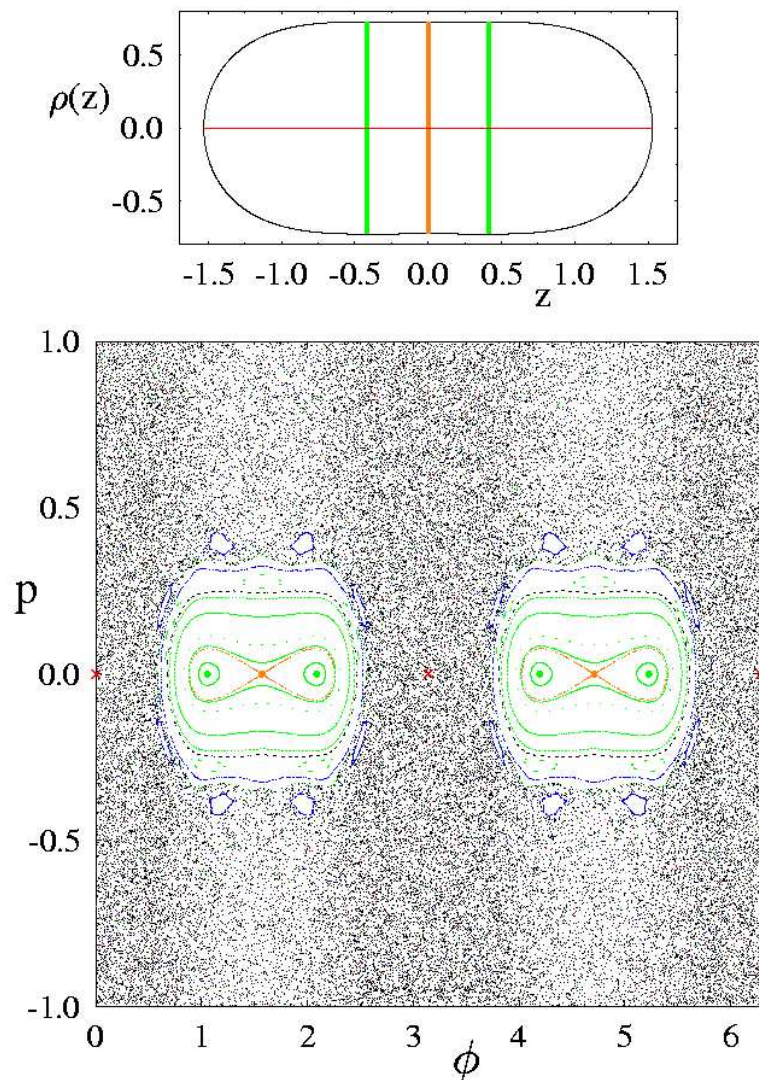
$$\delta S_{po} = 0$$

Left: quantum-mechanical δE (Strutinsky) (1971)

Right: semiclassical δE with only 2 orbits in equator plane(s)

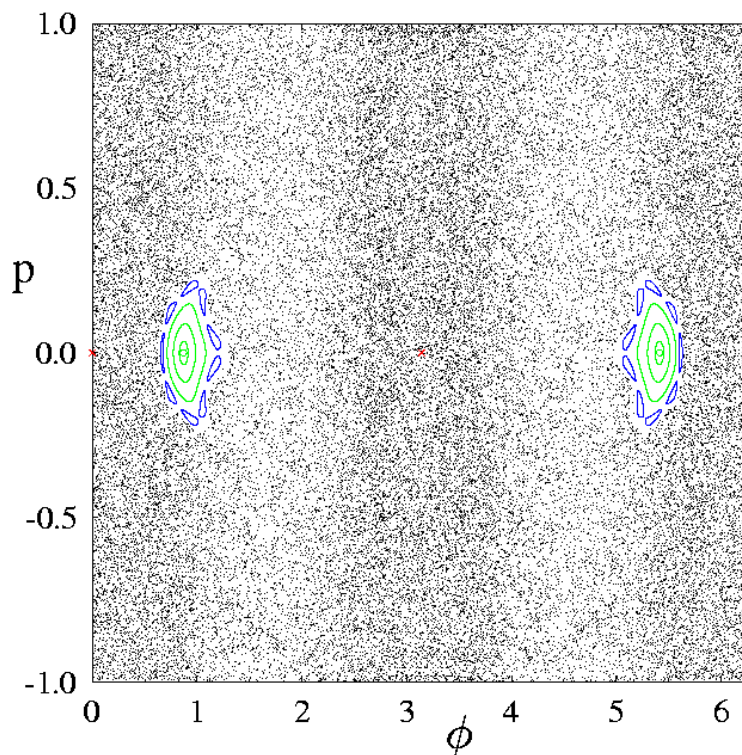
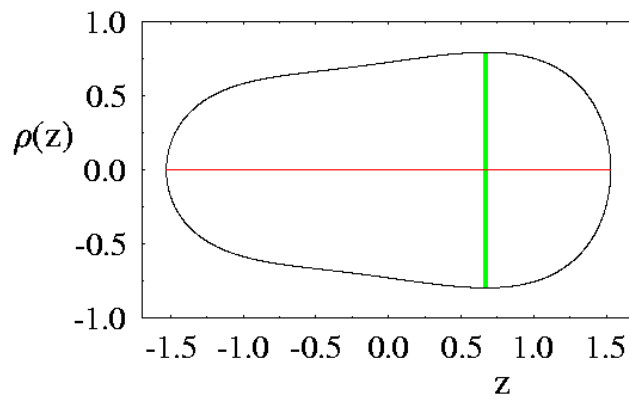
[M. Brack, S. Reimann, M. Sieber, PRL **79**, 1817 (1997)]

Poincaré surface of section (not area conserving!)
at symmetric barrier ($c=1.53$, $h=0$, $\alpha=0$):



Shortest periodic orbits lie in same planes as the wavefunction extrema of the 'adiabatic' single-particle states! [M. Brack, M. Sieber and S. M. Reimann, Physica Scripta T90, 146 (2001)]

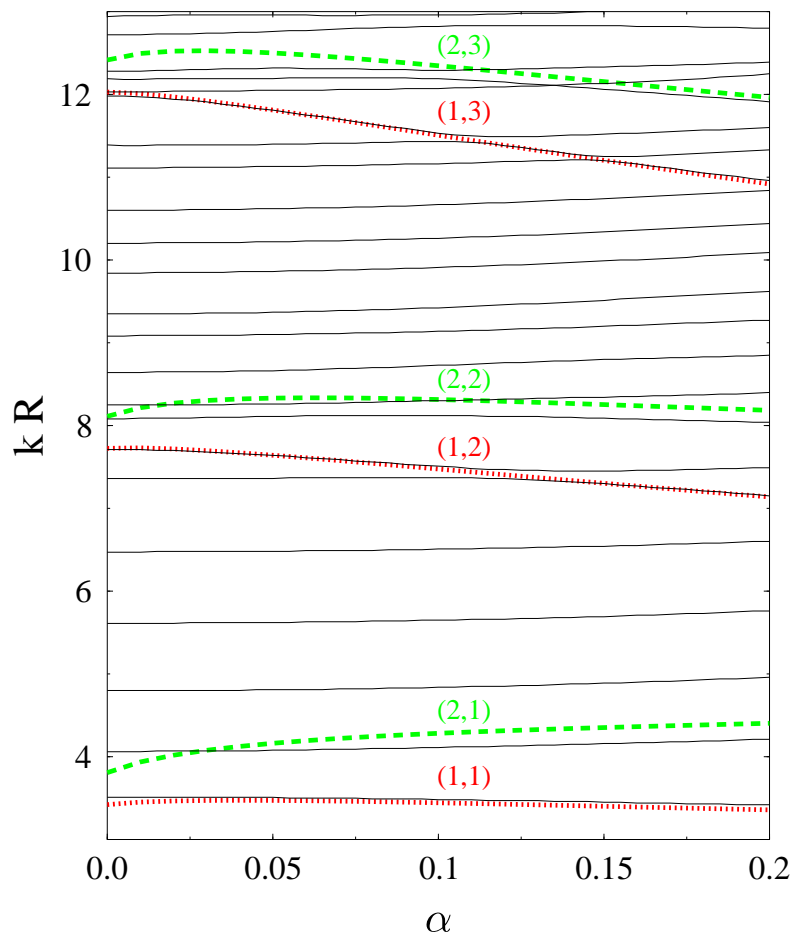
Poincaré surface of section (not area conserving!)
at asymmetric saddle (point B: $c=1.53$, $h=0$, $\alpha=0.13$):



A tiny regular island in the middle of a sea of chaos causes the onset of the mass asymmetry!

Quantization of small regular island

Approximate EBK quantization of the linearized motion near the shortest periodic orbits¹⁾:



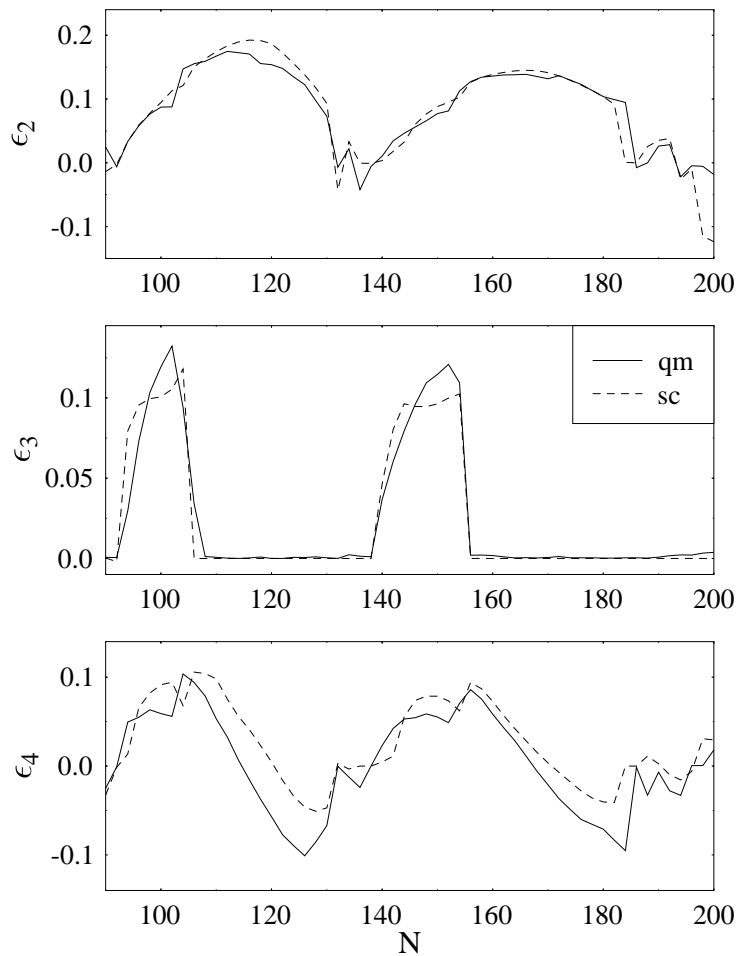
Coloured dashed lines: 'EBK' levels (n_z, n_ρ) , approximate the 'diabatic' quantum states!

Black lines: exact quantum-mechanical levels

¹⁾ as if in ellipsoid with same curvatures at turning points

Multipole deformations of metal clusters

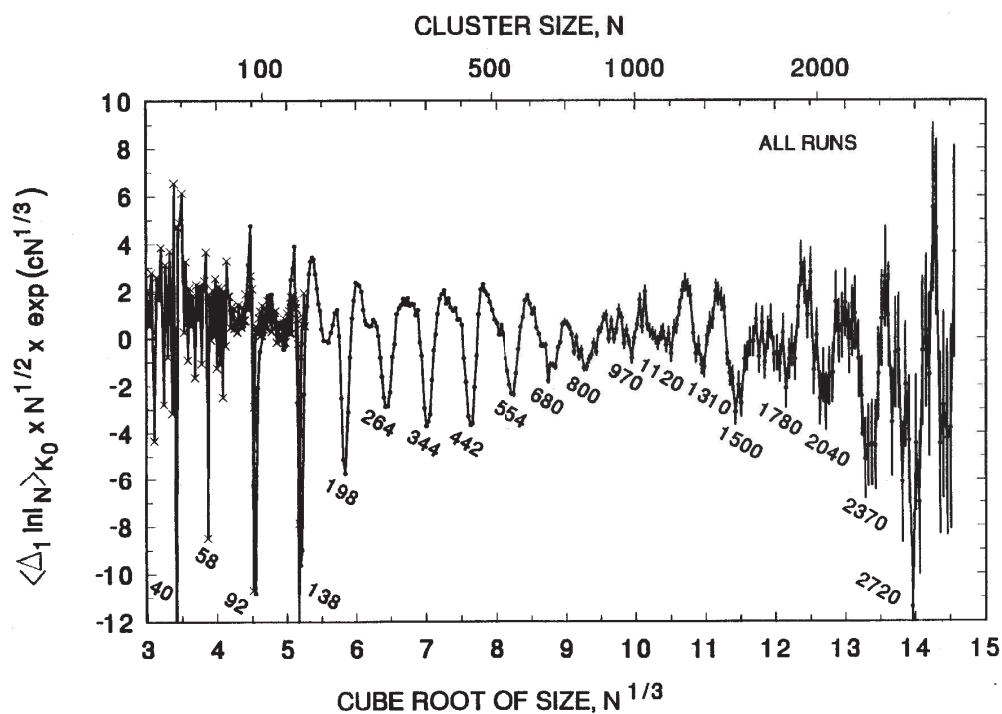
Deformations ϵ_2 , ϵ_3 , ϵ_4 of axial 3d cavities with N particles (minimizing $E_{tot} = E_{LDM} + \delta E$):



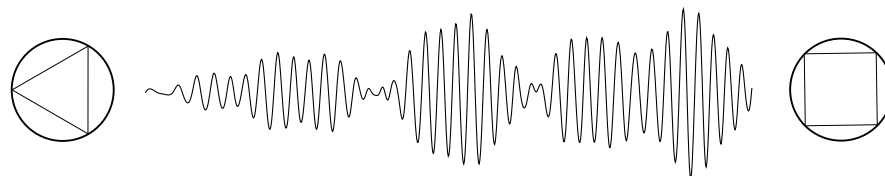
Solid lines: quantum-mechanical δE with Strutinsky method
Dashed lines: semiclassical δE with perturbative trace formula

[V. V. Pashkevich, P. Meier, M. Brack and A. V. Unzhakova, Phys. Lett. **A 294**, 314 (2002)]

Supershells in metal clusters



Abundance of Na clusters with N atoms (most stable for “magic numbers” N_i) [J. Pedersen *et al.*, Nature **353**, 733 (1991)].

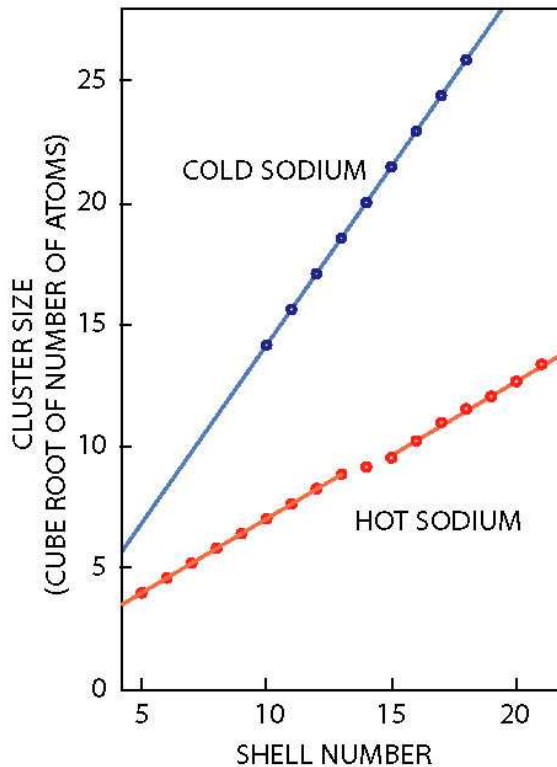


Semiclassically: interference of triangle and square orbits in spherical cavity [R. Balian and C. Bloch, Ann. Phys. **69**, 76 (1972)] or Woods-Saxon potential [H. Nishioka, K. Hansen and B. R. Mottelson, Phys. Rev. B **42**, 9377 (1990)].

Quantum-mechanically: DFT (Kohn-Sham eqs.) in jellium model [H. Genzken and M. Brack, Phys. Rev. Lett. **67**, 3286 (1991)].

Experimental “magic radii” of Na clusters:

plot of $R_i = r_0 N_i^{1/3}$ (dots) against shell number i :



← ignore this

← look here!

Experiment: Slope of red line (also for other metals: Li, Ga):

$$s_{exp} = 0.61 \pm 0.01$$

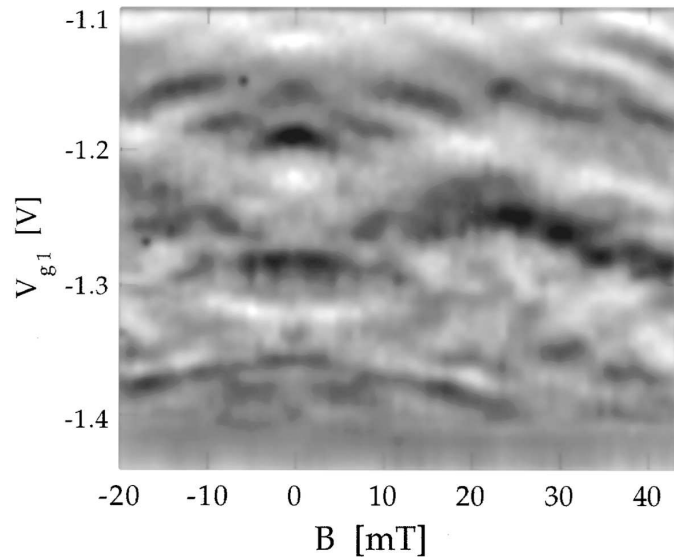
Semiclassics: From the mean length of **triangular** (3,1) and **square** (4,1) **orbits** in the Balian-Bloch sphere one gets:

$$s_{POT} = 0.603$$

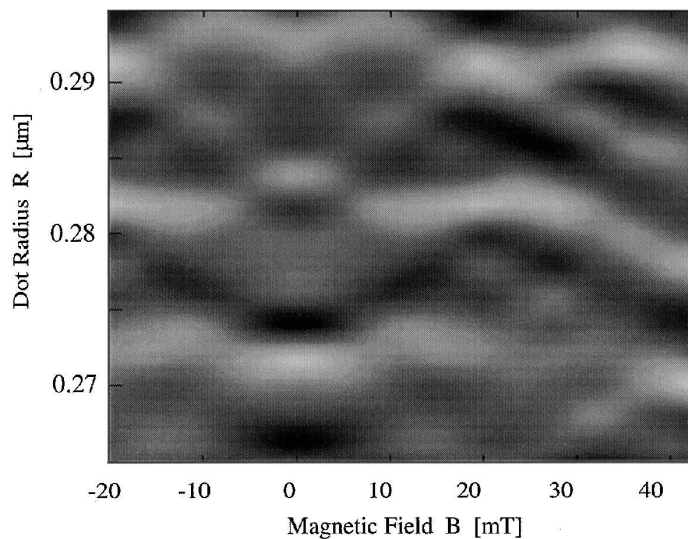
Quantum-mechanics: (Jellium + LDA-Kohn-Sham): $s = 0.61$

Magnetoconductance in a quantum dot

Experimental conductance of a circular quantum dot with ~ 1500 electrons (NBI/Chalmers, 1995); gray-scale plot of δG :



Semicl. trace formula (circular billiard); gray-scale plot of $\delta g(E_F)$:



period (\uparrow) $\Delta R \sim$ average **length** of shortest orbit(s)!

period (\rightarrow) $\Delta B \sim$ average **area** of shortest orbit(s)!

Effect of a (homogeneous) magnetic field B :

Canonical momentum: $\mathbf{p} \rightarrow \mathbf{p} - \frac{e}{c}\mathbf{A}$

$$\begin{aligned}\text{Action: } S_{po} &\rightarrow S_{po} - \frac{e}{c} \oint_{po} \mathbf{A} \cdot d\mathbf{q} \\ &= S_{po} - \frac{e}{c} B F_{po} = S_{po} - \frac{e}{c} \Phi_{po}\end{aligned}$$

\Rightarrow shift of phase by **magnetic flux** Φ_{po} of periodic orbit; analogous to Aharonov-Bohm (AB) effect!

In weak homogeneous magnetic field B (perturbation theory!):

$$\delta g(E_F, B) \simeq \sum_{po} A_{po} \cos\left(\frac{1}{\hbar} S_{po} - \frac{\pi}{2} \sigma_{po}\right) \cos\left(\frac{e}{\hbar c} B F_{po}\right)$$

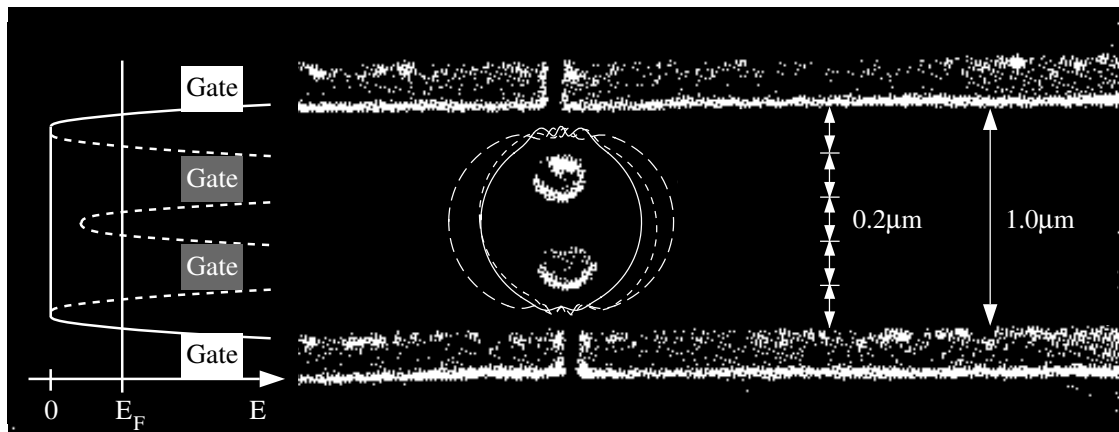
First factor: $B = 0$ case \Rightarrow “shell oscillations” versus energy E or radius R

Last factor: \Rightarrow “AB oscillations” versus B

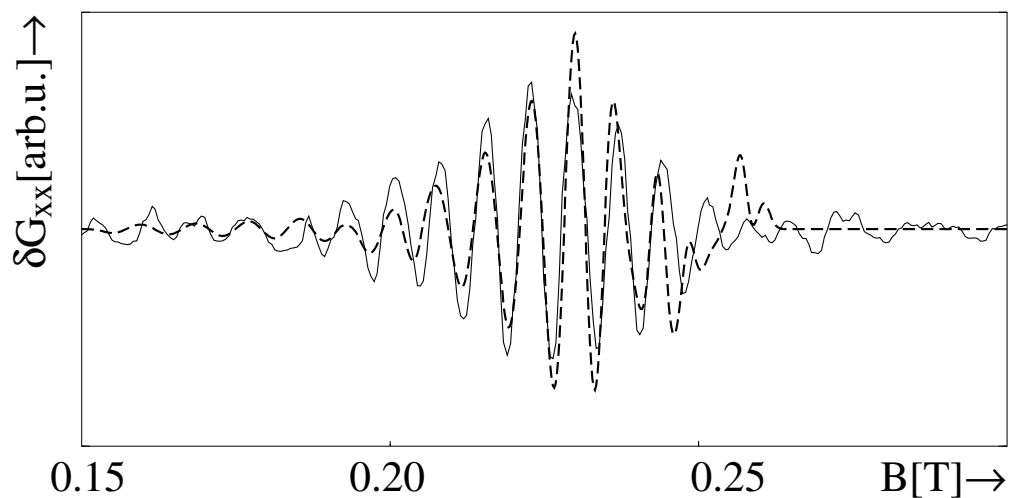
[S. M. Reimann, M. Persson, P. E. Lindelof, M. Brack, Z. Phys. B **101**, 377 (1996)]

Magnetoconductance oscillations in a mesoscopic channel with antidots

The device (A. Sachraida *et al.*, Ottawa):



Conductance (Aharonov-Bohm) oscillations δG_{xx} :



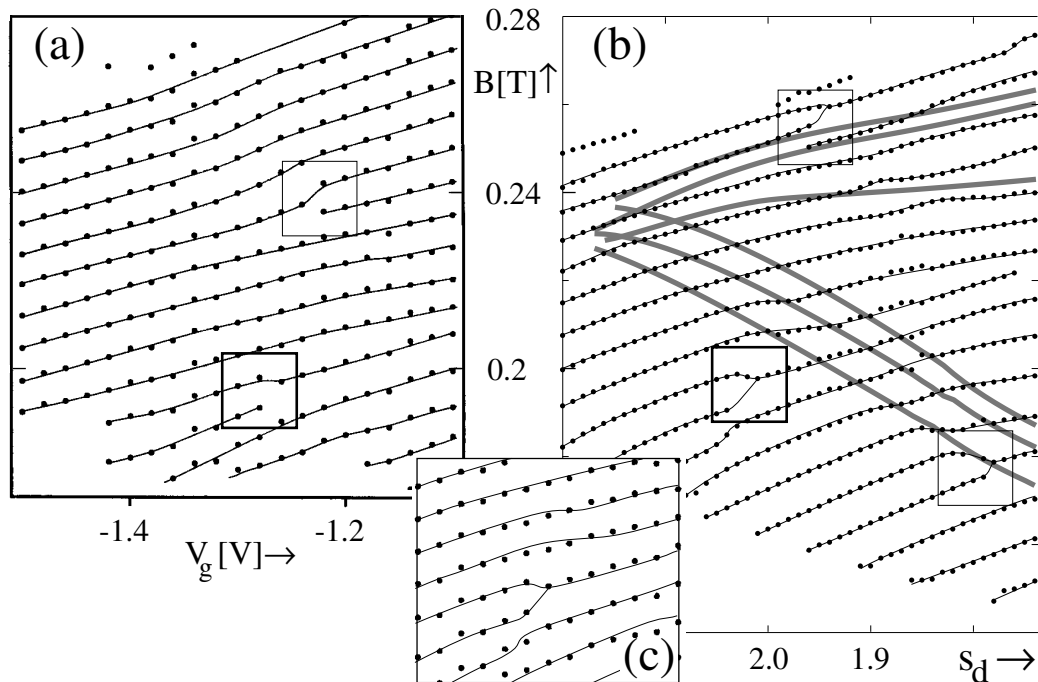
solid line: experimental, dashed line: semiclassical results.

[J. Blaschke, PhD Thesis (Regensburg, 1999);

J. Blaschke and M. Brack, Europhys. Lett. **50**, 294 (2000)]

Observable footprints of periodic orbit bifurcations

Plots of oscillation maxima of δG_{xx} versus magnetic field B (vertical) and gate voltage V_g or antidot radius s_d (horizontal):



(a) experimental results

(b) semiclassical theory: shaded lines mark bifurcation loci of leading periodic orbits

(c) local comparison experiment \leftrightarrow semiclassical theory

\Rightarrow dislocations are signatures of orbit bifurcations!

Thanks

1. To my postdocs and students at Regensburg:

- M. Seidl, O. Zaisev
- H. Genzken, P. Meier, J. Blaschke
- Ch. Amann, J. Kaidel, M. Pletyukhov

2. To my visitors and external collaborators:

- R. K. Bhaduri (McMaster, Canada)
- M. V. N. Murthy (I.M.Sc. Madras, India)
- S. Creagh (Nottingham, UK)
- M. Sieber (Bristol, UK)
- V. Pashkevich (JINR Dubna, Russia)
- A. Sugita (Tokio, Japan)
- S. Reimann, M. Ögren (LTH, Lund)

3. To my sponsors:

- Deutsche Forschungsgemeinschaft
- SFSR and Swedish Research Council
- NSERC (Canada)

4. To a patient audience!