

Individual complex Dirac eigenvalue distributions from random matrix theory and lattice QCD at nonzero chemical potential

G. Akemann,¹ J. Bloch,² L. Shifrin,¹ and T. Wettig²

¹*Department of Mathematical Sciences & BURSt Research Centre,
Brunel University West London, Uxbridge UB8 3PH, United Kingdom*

²*Institute for Theoretical Physics, University of Regensburg, 93040 Regensburg, Germany*

(Dated: October 15, 2007)

We analyze how individual eigenvalues of the QCD Dirac operator at nonzero chemical potential are distributed in the complex plane. Exact and approximate analytical results for such distributions are derived from non-Hermitian random matrix theory. When comparing these to lattice QCD spectra close to the origin, excellent agreement is found for zero and nonzero topology at several values of the chemical potential. Our analytical results are also applicable to other physical systems in the same symmetry class.

PACS numbers: 12.38.Gc, 02.10.Yn

Hermitian random matrix theory (RMT), which describes systems with real spectra, enjoys many applications in physics and beyond. Dropping the Hermiticity constraint results in matrices whose eigenvalues are, in general, complex. Examples are the Ginibre ensembles [1] or their chiral counterparts [2]. Although these ensembles describe non-Hermitian operators, they have found many applications (see [3] for a recent review), ranging from dissipation in quantum maps [4] over quantum chromodynamics (QCD) with nonzero chemical potential [5] to the brain auditory response described by nonsymmetric correlation matrices [6].

Observables that are typically computed in RMT are spectral correlation functions. Alternatively, one can study the distributions of individual eigenvalues, provided that the latter can be ordered. For RMT with real eigenvalues, all such distributions are known and have found a variety of important applications. For example, the largest eigenvalue follows the Tracy-Widom distribution [7] and appears in the longest increasing subsequence of partitions [8] or growth processes [9]. The smallest eigenvalue distribution in chiral RMT has become a standard tool in lattice QCD to extract the low-energy constant (LEC) Σ that appears in chiral perturbation theory (chPT) and is related to the chiral condensate [10]. This distribution is also sensitive to the gauge field topology and can be used to distinguish different patterns of chiral symmetry breaking [11].

In this paper, we generalize some of these results to the case of non-Hermitian chiral RMT in the unitary symmetry class. We study the distributions of individual eigenvalues in the complex plane and derive analytical results for the chiral RMT introduced in Ref. [12]. Our main focus will be on QCD, but our findings are also relevant for other systems with complex eigenvalues in the same symmetry class.

In QCD, a nonzero quark chemical potential μ leads to a complex spectrum of the Dirac operator. In the large-volume limit, chiral RMT is equivalent [13] to the

chiral effective theory for the epsilon-regime of QCD [14], which is a particular low-energy limit of the full theory. Here, a virtue of $\mu \neq 0$ is that μ couples to the second LEC in leading order of chPT, F , which is related to the pion decay constant [15]. A comparison of lattice QCD data to individual complex Dirac eigenvalue distributions from RMT thus allows us to determine both Σ and F (for related methods, see Refs. [16, 17]).

Unfortunately, lattice QCD with dynamical fermions at $\mu \neq 0$ faces a serious difficulty due to the loss of reality of the action. It is very hard to obtain significant statistics in unquenched simulations, and therefore we will only compare to quenched simulations below. However, we will also derive RMT results for unquenched QCD, thus adding to the predictions for spectral densities [18] and the average phase factor [19].

What is known from RMT for individual eigenvalue correlations in the complex plane? For the non-chiral, unitary Ginibre ensemble the repulsion (or spacing distribution) of complex levels was computed in [4] and successfully compared to lattice QCD data in the bulk of the spectrum [20]. For maximal non-Hermiticity, the distribution of the largest eigenvalue with respect to radial ordering is also known [21]. However, in QCD it is the eigenvalues closest to the origin that carry information about topology and LECs, and therefore we concentrate on these in the following.

The complex spectral correlation functions of the QCD Dirac operator at $\mu \neq 0$ were computed from different (but equivalent) chiral RMTs in Refs. [12, 18, 22] and compared to lattice QCD data in Refs. [17, 23]. Later, a Dirac operator with exact chiral symmetry at $\mu \neq 0$ was constructed [24, 25] and tested against chiral RMT for topological charge $\nu = 0, 1$. Here, we compare the data of Ref. [24] to our newly derived individual complex eigenvalue distributions, resulting in a much improved signal. For a recent review of the topic we refer to Ref. [26].

We start by defining the gap probability and the distribution of an individual eigenvalue in the complex plane.

Suppose the partition function \mathcal{Z} can be written in terms of N complex eigenvalues z_j of some operator, with a joint probability distribution function (jpdf) $\mathcal{P}(\{z\})$, symmetric in all its arguments, to be specified. (For simplicity, we consider only jpdf's with additional symmetry $z \leftrightarrow -z$, restricting ourselves to the upper half-plane \mathbb{C}_+ .) The complex eigenvalue density correlation functions are defined as

$$R_k(z_1, \dots, z_k) \equiv \frac{1}{\mathcal{Z}} \frac{N!}{(N-k)!} \prod_{j=k+1}^N \int_{\mathbb{C}_+} d^2 z_j \mathcal{P}(\{z\}). \quad (1)$$

The simplest example $R_1(z)$ is just the spectral density. The gap probability $E_k[J]$ is defined as the probability that there are exactly k eigenvalues inside the set J and $N-k$ eigenvalues in its complement $\bar{J} \equiv \mathbb{C}_+/J$,

$$E_k[J] \equiv \frac{1}{\mathcal{Z}} \frac{N!}{(N-k)!} \prod_{j=1}^k \int_J d^2 z_j \prod_{i=k+1}^N \int_{\bar{J}} d^2 z_i \mathcal{P}(\{z\}). \quad (2)$$

If all R_k are known, the gap probabilities follow as in the real case [27],

$$E_k[J] = \sum_{\ell=0}^{N-k} \frac{(-1)^\ell}{\ell!} \prod_{j=1}^{k+\ell} \int_J d^2 z_j R_{k+\ell}(z_1, \dots, z_{k+\ell}). \quad (3)$$

Parameterizing the boundary ∂J of J in \mathbb{C}_+ as $z(\tau) = x(\tau) + iy(\tau)$, we can define the probability $p_k(J, \tau)$ for $k-1$ eigenvalues to be inside J , for the eigenvalue $z_k = z(\tau)$ to be on the contour ∂J at τ , and for $N-k$ eigenvalues to be in the complement \bar{J} ,

$$p_k(J, \tau) \equiv \frac{k}{\mathcal{Z}} \binom{N}{k} \prod_{j=1}^{k-1} \int_J d^2 z_j \prod_{i=k+1}^N \int_{\bar{J}} d^2 z_i \mathcal{P}(\{z\}) \Big|_{z_k=z(\tau)}. \quad (4)$$

(Because eigenvalues repel each other in RMT, the probability of finding two eigenvalues at $z(\tau) \neq 0$ is zero.) An ordering on \mathbb{C}_+ is induced by a family of sets of increasing area with mutually nonintersecting contours. Via the Riemann mapping theorem, this can always be reduced to radial ordering. Definitions (2) and (4) are related through a variational derivative,

$$\frac{\delta E_k[J]}{\delta z(\tau)} = k! [p_k(J, \tau) - p_{k+1}(J, \tau)]. \quad (5)$$

Employing the expansion (3), we can express the $p_k(J, \tau)$ through densities. For example, for the first eigenvalue,

$$p_1(J, \tau) = R_1(z(\tau)) - \int_J d^2 z_1 R_2(z_1, z(\tau)) + \frac{(-1)^2}{2!} \int_J d^2 z_1 \int_J d^2 z_2 R_3(z_1, z_2, z(\tau)) + \dots \quad (6)$$

The above considerations hold for any jpdf, including the one appearing in the lattice QCD partition function in terms of complex Dirac operator eigenvalues.

We now come to our analytical results for QCD. The RMT for QCD with $\mu \neq 0$ [12] we use here is given by

$$\mathcal{P}(\{z_i\}) = \prod_{j=1}^N w^{(N_f, \nu)}(z_j) |\Delta_N(\{z^2\})|^2. \quad (7)$$

The Vandermonde, $\Delta_N(\{z^2\}) = \prod_{i>j}^N (z_i^2 - z_j^2)$, coming from the diagonalization of complex matrices of dimension $N \times (N + \nu)$ (we take $\nu \geq 0$ for convenience), leads to a repulsion of eigenvalues. (For the chiral RMTs corresponding to adjoint or two-color QCD, the Jacobians will be different, leading to different patterns of eigenvalue repulsion, see, e.g., Ref. [26].) The weight w depends on N_f dynamical quark flavors with masses m_f ($f = 1, \dots, N_f$) and on the number ν of exactly zero eigenvalues (corresponding to the topological charge),

$$w^{(N_f, \nu)}(z_j) = \prod_{f=1}^{N_f} m_f^\nu (m_f^2 - z_j^2) \times |z_j|^{2\nu+2} K_\nu \left(\frac{N(1 + \hat{\mu}^2)}{2\hat{\mu}^2} |z_j|^2 \right) e^{\frac{N(\hat{\mu}^2 - 1)}{4\hat{\mu}^2} (z_j^2 + z_j^{*2})}, \quad (8)$$

where K_ν is a modified Bessel function and $\hat{\mu}$ is the chemical potential in the random matrix model. The first factor in Eq. (8) originates from the Dirac determinants. The non-Gaussian weight function results from an integration over angular and auxiliary variables [12]. For $\hat{\mu} \rightarrow 0$ the z_k are back on the imaginary axis. Complex RMT yields the following result for the densities [28],

$$R_k(z_1, \dots, z_k) = \prod_{\ell=1}^k w^{(N_f, \nu)}(z_\ell) \det_{1 \leq i, j \leq k} K_N(z_i, z_j^*), \quad (9)$$

given in terms of the kernel $K_N(z_i, z_j^*)$ of (bi-)orthogonal polynomials with respect to the weight of Eq. (8). In the quenched case (i.e., $N_f = 0$), these are given by Laguerre polynomials in the complex plane [12]. Likewise, a determinantal expression follows for the $E_k[J]$ in terms of the kernel operator times the characteristic function of J . Eq. (3) is called its Fredholm determinant expansion.

As mentioned above, in the limit of large volume V , RMT is equivalent to QCD in the epsilon-regime [13]. In this regime, the chemical potential, the quark masses, and the Dirac eigenvalues are rescaled such that the parameters $\alpha \equiv 2N\hat{\mu}^2 (= VF^2\mu^2)$, $\eta_f \equiv Nm_f (= V\Sigma m_f)$, and $\xi_k \equiv Nz_k (= V\Sigma z_k)$ stay finite in the large- N (large- V) limit. In parentheses, we have given the scaling of these parameters in terms of the LECs of chPT. In the quenched case, the RMT result for the microscopic spectral density $\rho_1(\xi) \equiv \lim_{N \rightarrow \infty} R_1(\xi = z/N)/N$ is given by [12, 22]

$$\rho_1(\xi) = \frac{|\xi|^2 K_\nu \left(\frac{|\xi|^2}{4\alpha} \right)}{2\pi\alpha} e^{-\frac{\xi^2 - \xi^{*2}}{8\alpha}} \int_0^1 dt t e^{-2\alpha t^2} |I_\nu(t\xi)|^2, \quad (10)$$

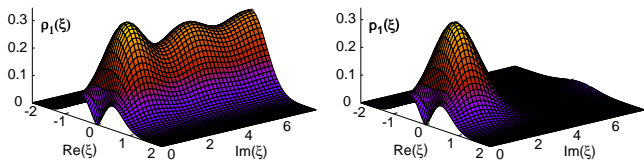


FIG. 1: Density $\rho_1(\xi)$ of Eq. (10) (left), and $p_1(\xi)$ of Eq. (6) (including the first three terms) for circular J (right), both for $\nu = 0$ and $\alpha = 0.174$.

where I_ν is a modified Bessel function. The rescaled kernel giving all correlation functions according to Eq. (9) was derived in Refs. [12, 18]. In Fig. 1 we show the density $\rho_1(\xi)$ and the distribution $p_1(\xi)$ of the first eigenvalue from Eq. (6) (in which J is chosen to be semi-circular and only the first three terms are included). As in the case of real eigenvalues [27], we see that the expansion converges rapidly. Higher-order terms merely assure that $p_1(\xi)$ remains zero for large $|\xi|$.

For increasing α , the density Eq. (10) rapidly becomes rotationally invariant close to the origin. In terms of the new variable $\hat{\xi} = \xi/2\sqrt{\alpha}$, it becomes

$$\rho_1(\hat{\xi}) \stackrel{\alpha \rightarrow \infty}{\approx} \frac{2|\hat{\xi}|^2}{\pi} K_\nu(|\hat{\xi}|^2) I_\nu(|\hat{\xi}|^2). \quad (11)$$

In this limit, we can derive a closed expression for the gap probability [29]. Because of the rotational symmetry we choose J to be a semi-circle of radius $r \equiv |\hat{\xi}|$ and obtain

$$E_0(r) = \prod_{\ell=0}^{\infty} \left\{ \frac{r^{4\ell+2\nu+2} K_{\nu+1}(r^2)}{2^{2\ell+\nu} \ell! (\ell + \nu)!} + r^2 \left[K_{\nu+1}(r^2) I_{\nu+2}^{[\ell-2]}(r^2) + K_{\nu+2}(r^2) I_{\nu+1}^{[\ell-1]}(r^2) \right] \right\}, \quad (12)$$

where we have introduced the incomplete Bessel function $I_\nu^{[\ell]}(x) \equiv \sum_{n=0}^{\ell} (x/2)^{2n+\nu} / n!(n+\nu)!$ for $\ell \geq 0$, and zero otherwise. Our expression generalizes the corresponding result of Ref. [4] for the non-chiral Ginibre ensemble, which is given in terms of incomplete exponentials $e_\ell(x) = \sum_{n=0}^{\ell} x^n / n!$.

Denoting each factor in Eq. (12) by $1 - \lambda_\ell$, expressions for the $E_k(r)$ easily follow in terms of the λ_ℓ [30]. The radially ordered eigenvalue distributions are then obtained from the $E_k(r)$ via Eq. (5), leading to

$$p_k(r) = -\frac{1}{\pi r} \frac{\partial}{\partial r} \sum_{n=0}^{k-1} \frac{E_n(r)}{n!}. \quad (13)$$

Figure 2 shows that the individual eigenvalue distributions $p_k(r)$ nicely add up to the density Eq. (11).

We now come to the comparison of our analytical results to lattice QCD data. For details of the simulation we refer to Ref. [24]. The gauge fields were generated in the quenched approximation on a 4^4 lattice at

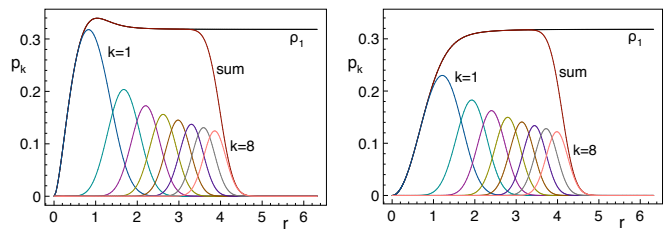


FIG. 2: Spectral density Eq. (11) and distributions of the first eight eigenvalues Eq. (13), as well as their sum, all in the large- α limit, for $\nu = 0$ (left) and $\nu = 1$ (right).

$\beta = 5.1$ (see [24] for an explanation of these choices). The Dirac operator introduced in Ref. [24] is a generalization of the overlap Dirac operator [31] to $\mu \neq 0$. It satisfies a Ginsparg-Wilson relation [32] and has exact zero modes at finite lattice spacing. We can therefore test our predictions in different sectors of topological charge ν . In Ref. [24] complete spectra of the generalized overlap operator were computed for several values of μ and large numbers of configurations, and these data are used in the comparisons to the RMT results below. We also used the fit parameters Σ and F from Ref. [24] to determine α and ξ , i.e., no additional fits were performed.

For the contours ∂J we again choose semi-circles, for all values of α . Since we prefer to show 2D plots we have integrated over the phase of the complex number $\xi = Re^{i\theta}$ and display only the radial dependence. Results for $\nu = 0, 1, 2$ are shown in Fig. 3 for $\mu = 0.1$ and $\mu = 0.2$, corresponding to $\alpha = 0.174$ and $\alpha = 0.615$, and in Fig. 4 for $\mu = 0.3$ and $\mu = 1.0$, corresponding to $\alpha = 1.42$ and $\alpha = 4.51$. (The lattice spacing a has been set to unity.) For all values of μ we compare the data to the expansion (6), in which only the first three terms were used. For $\mu = 1.0$ the data were found to be approximately rotationally invariant, and we also compare them to the exact result in the large- α limit from Eqs. (12) and (13). (Because of the rotational invariance, only the ratio Σ/F could be determined for $\mu = 1.0$ in Ref. [24], see Eq. (11). In this

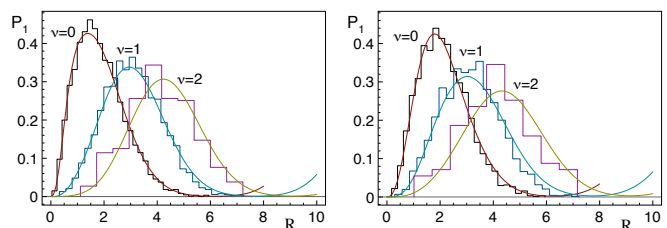


FIG. 3: Integrated distribution $P_1(R) = \int_0^\pi d\theta R p_1(R, \theta)$ of the first eigenvalue for $\nu = 0, 1, 2$ as a function of the radius R for $\mu = 0.1$ (left) and $\mu = 0.2$ (right). The solid lines are the RMT results from Eq. (6), the histograms are the lattice data of Ref. [24]. The bending-up of the RMT curves for large R is an artifact of using only the first three terms in the expansion (6), see text.

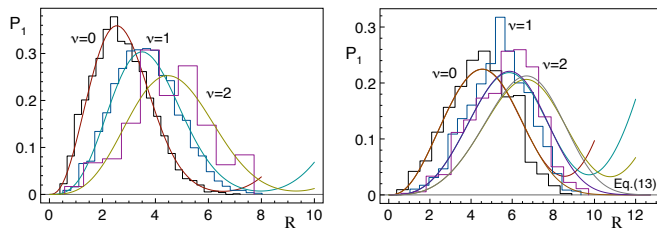


FIG. 4: Same as Fig. 3, but for $\mu = 0.3$ (left) and $\mu = 1.0$ (right). For $\mu = 1.0$ we also show the exact RMT result in the large- α limit from Eq. (13).

case the value of α used in Eq. (6) is an extrapolation, assuming that Σ is independent of μ .) The agreement between data and analytical curves is excellent except for $\nu = 1, 2$ at $\mu = 1.0$ (see Fig. 4). In these two cases we have left the range of validity of RMT.

We emphasize that while the rise of the distributions from zero was in principle already tested in Ref. [24] through the density (see Fig. 1 or 2), their decrease represents a new, parameter-free test. Note also that because of the integration over the phase, the signal is much better than in Ref. [24]. This allows us, for the first time, to successfully test the RMT predictions for $\nu = 2$.

Figures 3 and 4 also show the effect of truncating the Fredholm expansion (6): The analytical curves bend up for large R after (almost) touching zero. Higher-order terms in the expansion (6) only affect the tail of the distributions. They will “repair” the bending-up and ensure that the tails remain zero, just as the data. The same effect was observed earlier for real eigenvalue distributions [27]. This feature of our approximation can be seen most clearly when comparing to the exact result in the large- α limit, see Fig. 4 (right), in which we can observe how the expansion converges in the case of large α .

In conclusion, we have shown that the distributions of individual eigenvalues from non-Hermitian RMT agree very well with the corresponding distributions of the complex eigenvalues of the QCD Dirac operator closest to the origin in three different topological sectors. As in the Hermitian case, these distributions are much easier to compare with than the density, in which a plateau may not be observable due to appreciable finite-volume corrections. They thus have the potential to become the same kind of standard tool in lattice QCD as the corresponding distributions at $\mu = 0$. Our analytical results are also relevant for other non-Hermitian systems in the chiral unitary symmetry class. In the future, it would be interesting to compute (and apply) similar results for the orthogonal and symplectic symmetry classes.

We thank K. Splittorff and J.J.M. Verbaarschot for useful discussions. This work was supported by EPSRC grant EP/D031613/1 (GA & LS), by EU network ENRAGE MRTN-CT-2004-005616 (GA), and by DFG grant FOR 465 (JB & TW).

- [1] J. Ginibre, *J. Math. Phys.* **6**, 440 (1965).
- [2] M. A. Halasz, J. C. Osborn, and J. J. M. Verbaarschot, *Phys. Rev.* **D56**, 7059 (1997).
- [3] Y. V. Fyodorov and H.-J. Sommers, *J. Phys.* **A36**, 3303 (2003).
- [4] R. Grobe, F. Haake, and H.-J. Sommers, *Phys. Rev. Lett.* **61**, 1899 (1988).
- [5] M. A. Stephanov, *Phys. Rev. Lett.* **76**, 4472 (1996).
- [6] J. Kwapien, S. Drozd, and A. A. Ioannides, *Phys. Rev.* **E62**, 5557 (2000).
- [7] C. A. Tracy and H. Widom, *Commun. Math. Phys.* **159**, 151 (1994).
- [8] J. Baik, P. Deift, and K. Johansson, *J. Amer. Math. Soc.* **12**, 1119 (1999).
- [9] M. Praehofer and H. Spohn, *Phys. Rev. Lett.* **84**, 4882 (2000).
- [10] H. Fukaya et al. (JLQCD), *Phys. Rev. Lett.* **98**, 172001 (2007).
- [11] R. G. Edwards, U. M. Heller, J. E. Kiskis, and R. Narayanan, *Phys. Rev. Lett.* **82**, 4188 (1999).
- [12] J. C. Osborn, *Phys. Rev. Lett.* **93**, 222001 (2004).
- [13] F. Basile and G. Akemann, arXiv:0710.0376 [hep-th].
- [14] J. Gasser and H. Leutwyler, *Phys. Lett.* **B188**, 477 (1987).
- [15] D. Toublan and J. J. M. Verbaarschot, *Int. J. Mod. Phys.* **B15**, 1404 (2001).
- [16] P. H. Damgaard, U. M. Heller, K. Splittorff, and B. Svetitsky, *Phys. Rev.* **D72**, 091501 (2005).
- [17] J. C. Osborn and T. Wettig, *PoS LAT2005*, 200 (2006).
- [18] G. Akemann, J. C. Osborn, K. Splittorff, and J. J. M. Verbaarschot, *Nucl. Phys.* **B712**, 287 (2005).
- [19] K. Splittorff and J. J. M. Verbaarschot, *Phys. Rev. Lett.* **98**, 031601 (2007); *Phys. Rev.* **D75**, 116003 (2007).
- [20] H. Markum, R. Pullirsch, and T. Wettig, *Phys. Rev. Lett.* **83**, 484 (1999).
- [21] E. Kanzieper, in *Frontiers in Field Theory*, edited by O. Kovras (Nova Science, NY, 2005), p. 33.
- [22] K. Splittorff and J. J. M. Verbaarschot, *Nucl. Phys.* **B683**, 467 (2004).
- [23] G. Akemann and T. Wettig, *Phys. Rev. Lett.* **92**, 102002 (2004) [Erratum *ibid.* **96**, 029902 (2006)].
- [24] J. Bloch and T. Wettig, *Phys. Rev. Lett.* **97**, 012003 (2006).
- [25] J. Bloch and T. Wettig, arXiv:0709.4630 [hep-lat].
- [26] G. Akemann, *Int. J. Mod. Phys.* **A22**, 1077 (2007).
- [27] G. Akemann and P. H. Damgaard, *Phys. Lett.* **B583**, 199 (2004).
- [28] G. Akemann, *Phys. Rev. Lett.* **89**, 072002 (2002); *J. Phys.* **A36**, 3363 (2003).
- [29] G. Akemann and L. Shifrin, to be published.
- [30] M. L. Mehta, *Random matrices* (Elsevier, Amsterdam, 2004), 3rd ed., eq. (6.4.30).
- [31] R. Narayanan and H. Neuberger, *Nucl. Phys.* **B443**, 305 (1995); H. Neuberger, *Phys. Lett.* **B417**, 141 (1998).
- [32] P. H. Ginsparg and K. G. Wilson, *Phys. Rev.* **D25**, 2649 (1982).