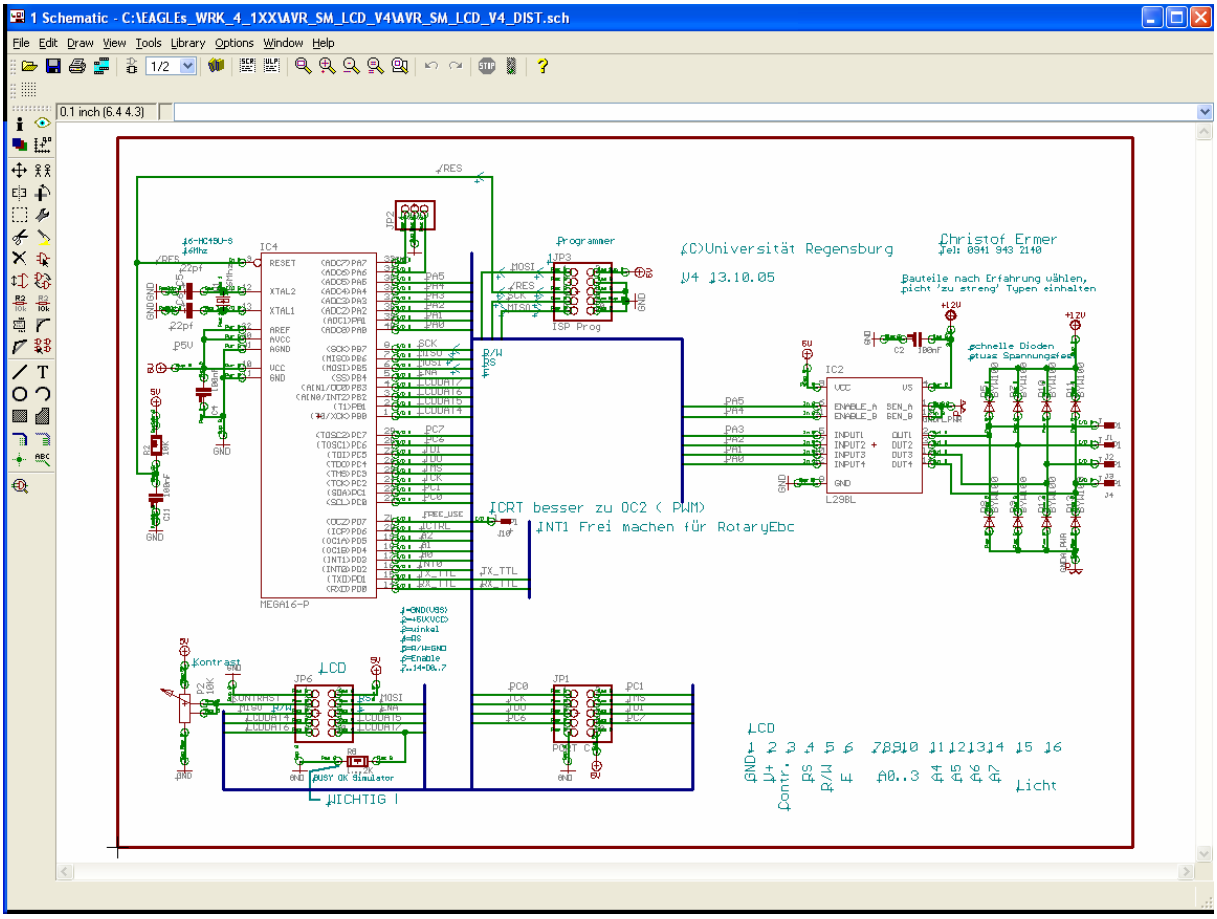
1 Schematic - C:\EAGLEs_WRK_4_1XX\AVR_SM_LCD_V4\AVR_SM_LCD_V4_DIST.sch
File Edit Draw View Tools Library Options Window Help
0.1 inch (6.4 4.3)
(C)Universität Regensburg
Christof Ermer
V4 13.10.05
Bauteile nach Erfahrung wählen, nicht 'zu streng' Typen einhalten
Programmer
ISP Prog
IC4
MEGA16-P
IC2
L298L
ICRT besser zu OC2 (PWM)
INT1 Frei machen für RotaryEbc
LCD
Kontrast
JP6
JP1
BUSY OK Simulator
ICHTIG !
Licht

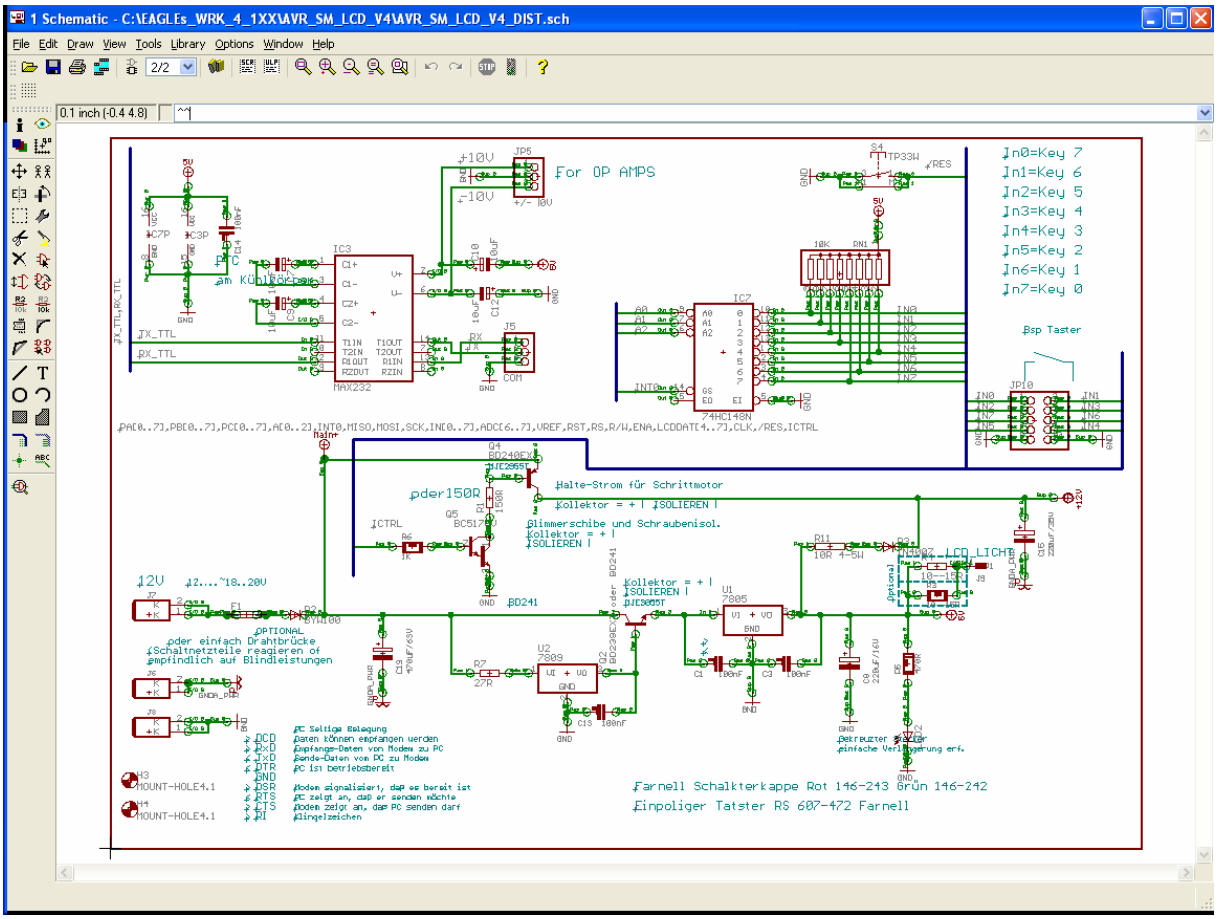
1 Schematic - C:\EAGLEs_WRK_4_1XX\AVR_SM_LCD_V4\AVR_SM_LCD_V4_DIST.sch
File Edit Draw View Tools Library Options Window Help
0.1 inch (-0.4 4.8)
For OP AMPS
IC3
MAX232
IC7
74HC148N
In0=Key 7
In1=Key 6
In2=Key 5
In3=Key 4
In4=Key 3
In5=Key 2
In6=Key 1
In7=Key 0
Bsp Taster
Halte-Strom für Schrittmotor
Kollektor = + ! SOLIEREN !
Glimmerschibe und Schraubenisol.
Kollektor = + !
SOLIEREN !
LCD LICHT
U1
7805
U2
7809
OPTIONAL
Farnell Schalterkappe Rot 146-243 Grün 146-242
Einpoliger Tatster RS 607-472 Farnell

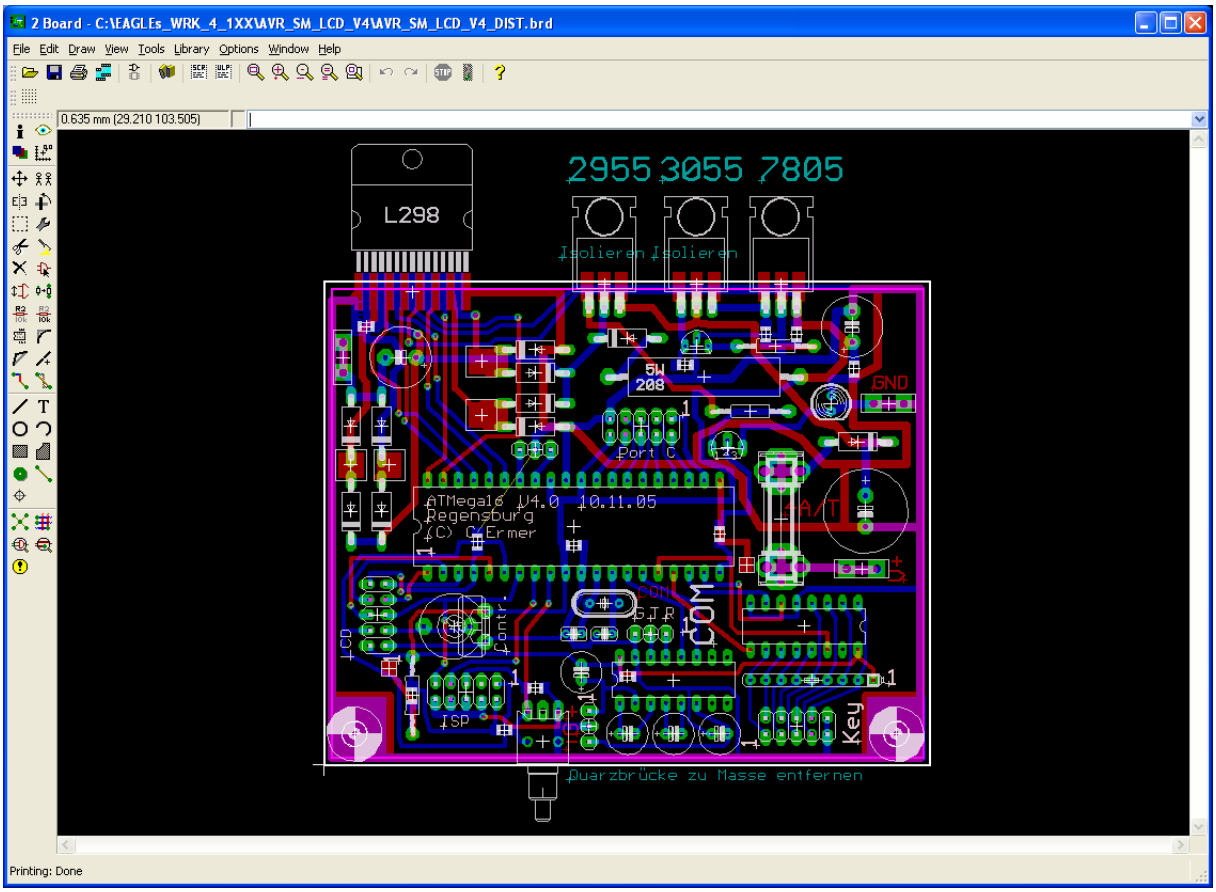
2 Board - C:\EAGLEs_WRK_4_1XX\AVR_SM_LCD_V4\AVR_SM_LCD_V4_DIST.brd
File Edit Draw View Tools Library Options Window Help
0.635 mm (29.210 103.505)
L298
2955 3055 7805
Isolieren Isolieren
5W
208
GND
Port C
ATMega16 V4.0 10.11.05
Regensburg
(C) G.Ermer
A/T
LCD
Contr
ISP
Key
Quarzbrücke zu Masse entfernen
Printing: Done